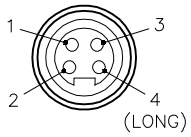
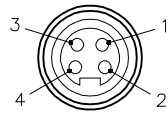


MALE END VIEW



- 1 = BLUE
- 2 = BROWN
- 3 = DRAIN
- 4 = GREEN/YELLOW

FEMALE END VIEW



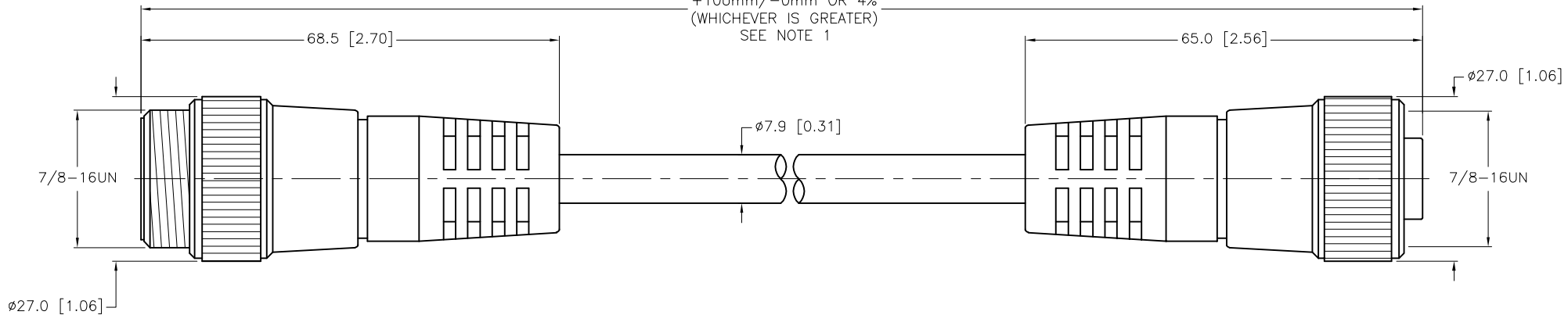
- 1 = BLUE
- 2 = BROWN
- 3 = DRAIN
- 4 = GREEN/YELLOW



SPECIFICATIONS

CONTACT CARRIER MATERIAL	TPU
MOLDED HEAD MATERIAL/COLOR	TPU/BLACK
CONTACT MATERIAL/PLATING	BRASS/GOLD
COUPLING NUT MATERIAL/FINISH	STAINLESS STEEL/PASSIVATED
RATED CURRENT [A]	9.0 A
RATED VOLTAGE [V]	600 V
OUTER JACKET MATERIAL/COLOR	PVC/BLACK
CONDUCTOR INSULATION MATERIAL	PVC/NYLON (NYLON OVERCOAT)
NUMBER OF CONDUCTORS [AWG]	3x18 AWG
DRAIN/SHIELD	20 AWG/ALUMINUM-POLYESTER FOIL
TEMPERATURE RATING	-40°C to +105°C (-40°F to +221°F)
PROTECTION CLASS	NEMA 1,3,4,4X,6P,12 & IECIP67,IP68,IP69,IP69K
CONDUCTOR ARRANGEMENT	1 SHIELDED TWISTED PAIR, 1 GROUND, 1 DRAIN
CABLE RATINGS	UL: ITC-ER/PLTC-ER, DIRECT BURIAL, 105C CSA: CIC, 90C, 600V C(UL): 245/1309 MARINE SHIPBOARD & IEEE 1580

* METERS
+100mm/-0mm OR 4%
(WHICHEVER IS GREATER)
SEE NOTE 1



SOURCE DRAWING - FOR REFERENCE ONLY

NOTES:

1. "*" INDICATES CABLE LENGTH IN METERS. CONTACT TURCK TO ORDER SPECIFIC LENGTHS.

RELATED DOCUMENTS 1. 2. 3. 4.	3RD ANGLE PROJECTION 	THIS DRAWING IS CONFIDENTIAL AND THE PROPERTY OF TURCK INC. USE OF THIS DOCUMENT WITHOUT WRITTEN PERMISSION IS PROHIBITED.		3000 CAMPUS DRIVE MINNEAPOLIS, MN 55441 1-800-544-7769 (763) 553-7300 (763) 553-0708 fax www.turck.us	
	MATERIAL SEE SPECIFICATIONS	ALL DIMENSIONS DISPLAYED ON THIS DRAWING ARE FOR REFERENCE ONLY CONTACT TURCK FOR MORE INFORMATION	DRFT MJM DATE 01/05/07	DESCRIPTION P-RSV RKV 40-330-*M	
	FINISH SEE SPECIFICATIONS		APVD SCALE 1=1.0	IDENTIFICATION NO.	
			UNIT OF MEASUREMENT MILLIMETER [INCH]		REV H
H UPDATE CABLE DIAMETER	KB 04/25/24 80101	DO NOT SCALE THIS DRAWING		FILE: 777015878	SHEET 1 OF 1